




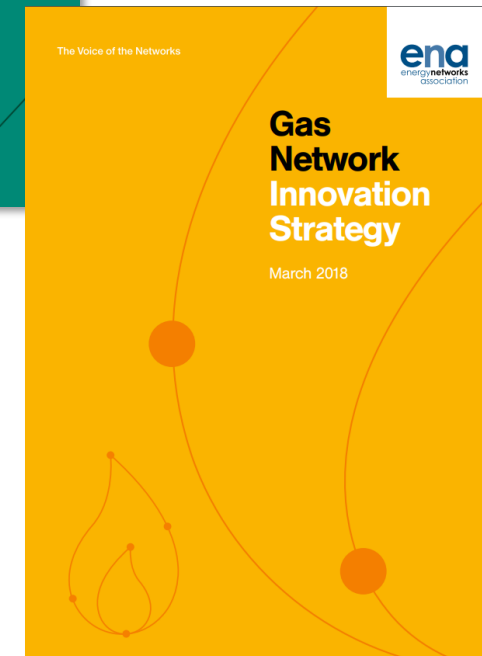
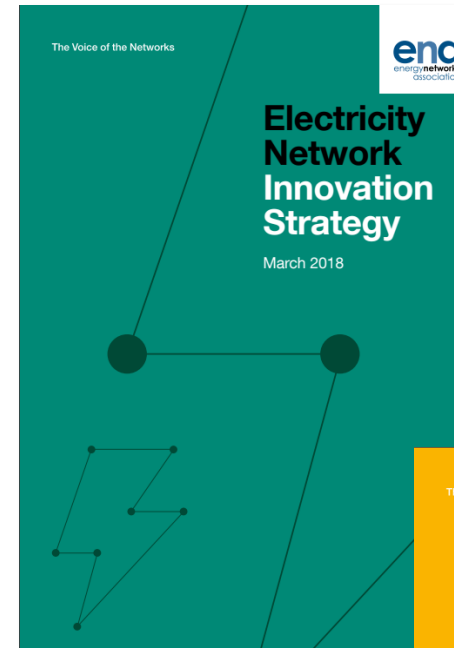
# **Network innovation strategies**

*Stakeholder engagement feedback*

January 2020



Introduction	3
Summary of findings and Regen's recommendations	4
Respondents	5
Engaging with innovation activities	6
Existing strategies	7
Underlying principles and outcomes	8
Proposed themes	9
Timeframes for themes	10
Theme 1: Consumer vulnerability	11
Theme 2: Net zero and the energy transition	12
Theme 3: Optimised assets and practices	13
Theme 4: Flexibility and commercial evolution	14
Theme 5: Whole energy system	15
Differences between sectors	16
Innovation categories	17
Appendix 1: Full list of respondents	18
Appendix 2: Engagement suggestions	19




## The network innovation strategies

The energy network operators produced the first joint innovation strategies for gas and electricity in 2018. They are required to be updated every two years. The purpose of the strategies is to encourage collaboration, coordinated action on priority areas that offer significant potential benefit, shared learning and the minimising of duplication.

## Why engage?

The network companies recognise that they don't have all the answers to the complex questions the energy industry faces. An extensive process of stakeholder engagement is, therefore, at the heart of updating these joint innovation strategies.

It is also recognised that partners are crucial to developing projects and suggesting new ideas. Therefore, the strategies need to be accessible, relevant and provide the right information to enable third parties to engage with network innovation activities.



## What did we do?

- Online survey ran from 11 November – 9 December with questions about engagement with innovation activities, the old strategies and proposed content of revised strategies. It was promoted through Regen's, ENAs and the network companies' networks, as well as through umbrella organisations such as Tech UK, Renewables UK, CNA, AIGT and IET
- Two webinars were delivered to provide further information about the proposed content and feedback was collected through polls
- A round table session was held at Regen's annual conference to raise awareness of the proposed content and enable discussion.

## The findings

This report summarises the findings of the first stage of stakeholder engagement and Regen makes recommendations based on the feedback received. These recommendations are to be tested in the second stage of stakeholder workshops in January.

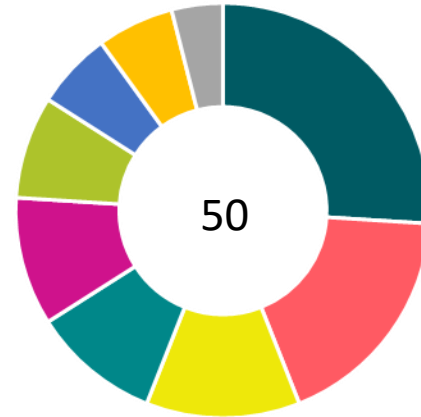


# Summary of findings and Regen's recommendations

	<p>Stakeholders do not find it easy to engage in innovation activities with network companies. The average score was 2.4 out of 5 (1 very difficult to 5 very easy)</p>		<p>Network companies to review and improve engagement activities related to innovation</p>
	<p>46% had not engaged with previous strategies. Of those that did, 1/3 did not think they were useful or accessible</p>		<p>Revised strategies to be shorter, more concise and promoted widely</p>
	<p>75% felt the gas and electricity strategies should be more closely aligned</p>		<p>Gas and electricity strategies to be more closely aligned to enable a whole energy system approach and decarbonisation</p>
	<p>There was strong agreement with the proposed underlying principles and outcomes. The average score was 4 out of 5 (1 strongly disagree to 5 strongly agree)</p>		<p>Keep the proposed underlying principles and outcomes and not introduce additional ones, but to incorporate feedback</p>
	<p>At least 75% of respondents agreed with each of the proposed themes</p>		<p>There is general agreement that the themes are the right ones</p>
	<p>Two thirds (67%) stated that there were no missing themes that they would add</p>		<p>Keep the proposed themes and incorporate comments on missing themes into the descriptions of existing themes and principles where relevant</p>
	<p>86% of respondents stated that it was useful to know the timeframes for innovation themes. However, there was not a consensus on what they should be</p>		<p>Present near-term priorities and longer-term ambitions for every theme, rather than try to categorise them as near, medium or long term</p>
	<p>There was a mixed response on whether stakeholders find the challenge categories useful. The average score out of 5 was 2.79 (1 useless to 5 very useful)</p>		<p>The 103 existing challenge categories are retired and consideration given to identifying the top 3 challenges/focus areas per theme</p>

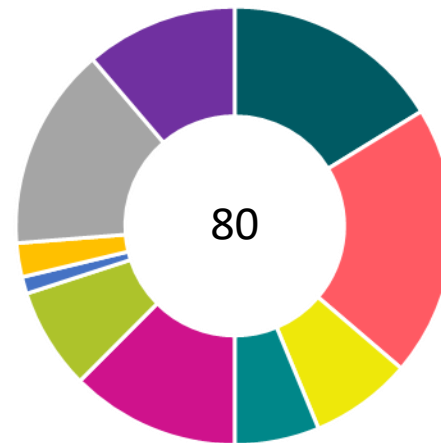
- There were 50 webinar participants that responded to polls (once those that also responded to the survey were removed to avoid duplicates)
- The webinar participants represented a wide range of different organisations with the most coming from consultancies (26%) and tech companies (18%)
- The webinar participants responded to 6 questions taken from the online survey, the results of which are incorporated into this findings report
- There were 80 survey responses with a large split across the sectors
- Similar to the webinar participation, the most survey responses came from consultancies (17%) and tech companies (21%)
- The 'Other' category represented 12% of respondents and included property developers, science and engineering journalists and other utilities
- Full list of respondents is shown in Appendix 1

Webinar participants by sector



- Consultancy / advisory
- Technology company
- Government or regulation
- Energy supplier, services company or aggregator
- Community energy organisation
- Industry association / non-profit
- Academia / research organisation
- Asset owner (e.g. electricity generation)
- Networks (electricity or gas)

Survey participants by sector



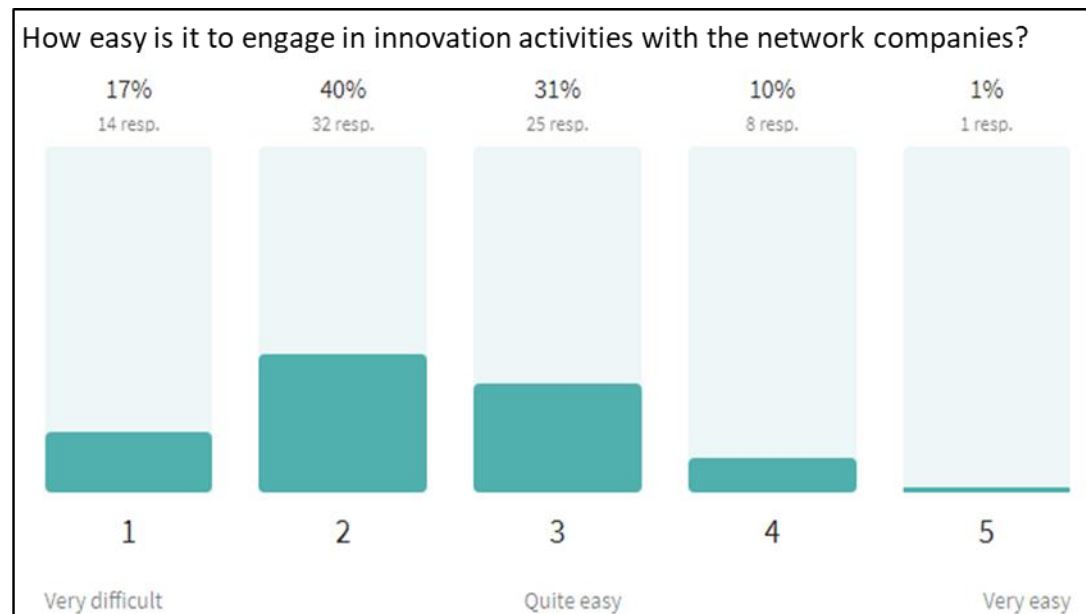
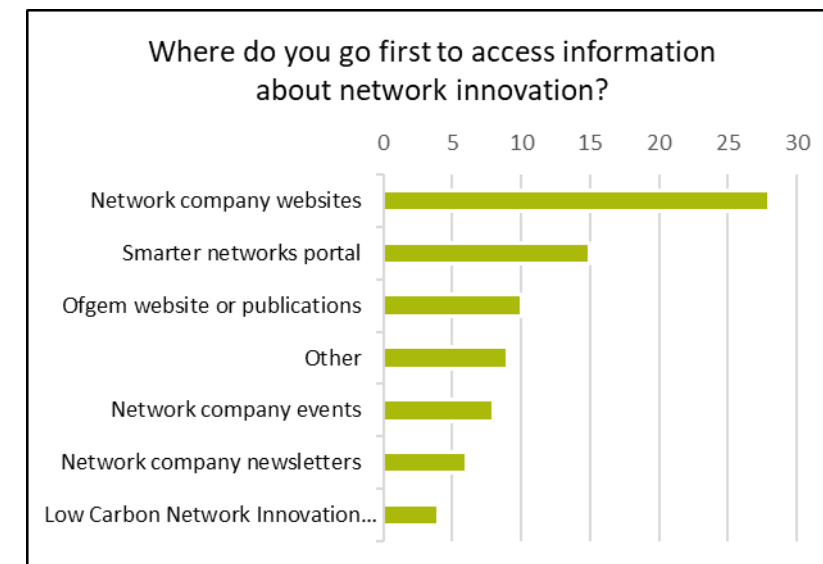
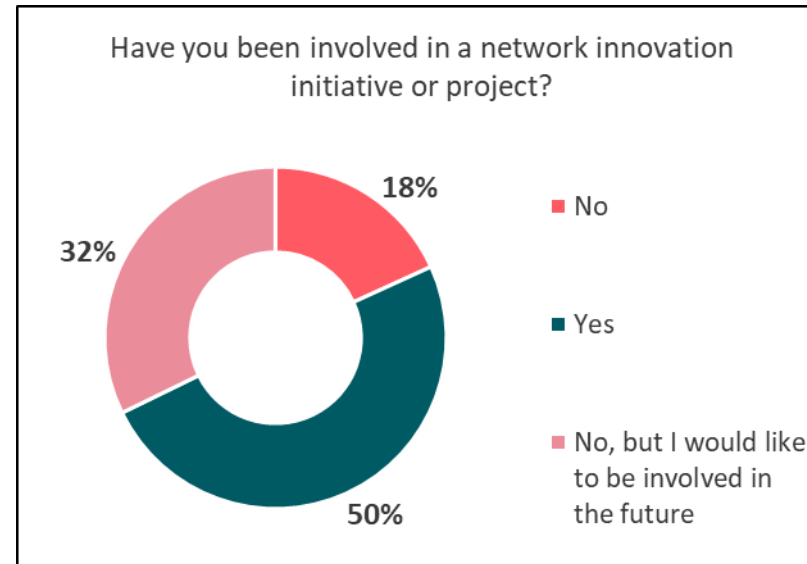
- Consultancy / advisory
- Technology company
- Government or regulation
- Energy supplier, services company or aggregator
- Community energy organisation
- Industry association / non-profit
- Academia / research organisation
- Asset owner (e.g. electricity generation)
- Networks (electricity or gas)
- Other

## Findings

- 50% of respondents had experience of working with network companies on innovation initiatives. A further 32% would like to get involved in the future
- Nearly half (46%) of respondents had not previously engaged with the innovation strategies (next slide)
- When asked on a scale of 1 to 5 how easy it was to engage in innovation activities, the average was 2.4. When just including those who had been involved in network innovation before, the average rose to 3 out of 5
- The most popular source of information about network innovation was the network company websites (35%) followed by the smarter networks portal (19%). The 'other' category included web searches, social media and personal experience
- A list of suggestions on what else could be done to engage companies and people in network innovation is provided in Appendix 2

## Regen's recommendations

- Network companies to review and improve engagement activities related to innovation
- A guide to network innovation is produced
- A regular report provided on the innovations that turned into business as usual



## What else could be done to engage companies and people in network innovation?

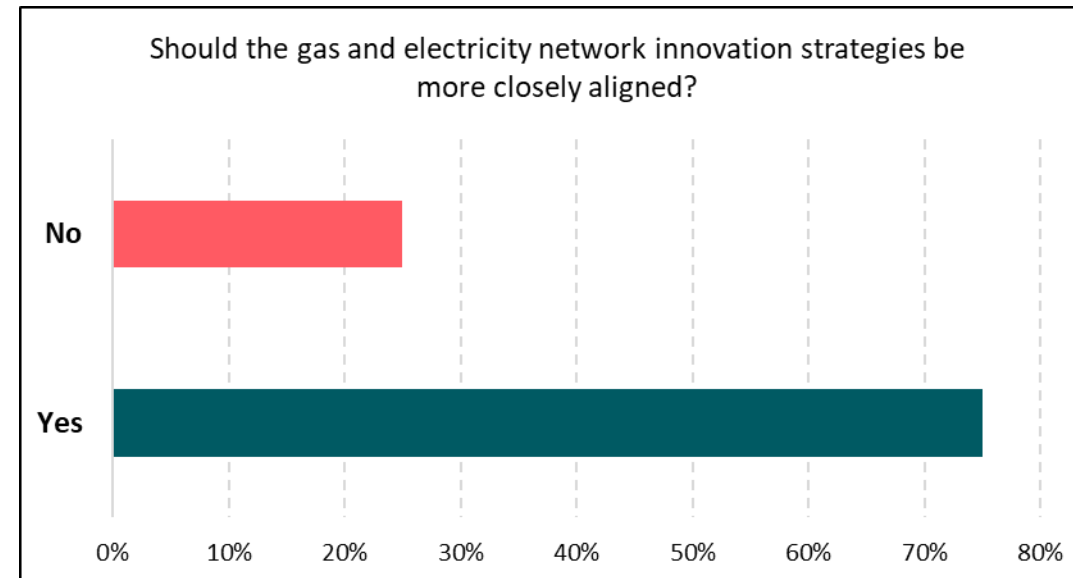

- Produce a guide to network innovation
- Assist start-ups and community groups to get involved
- Improve the Smarter Networks Portal
- Better use of webinars, social media, videos, existing events and comms through trade associations
- Greater clarity and transparency on how ideas become business as usual

## Findings

- Nearly half (46%) of respondents had not previously engaged with the innovation strategies and 22% stated that they did not know of their existence
- 38% found the existing strategies useful. 10% found them accessible and clear and 13% stated that they provided a useful overview of innovation goals, themes and priorities
- 16% did not find the strategies useful. Reasons stated for why respondents felt the documents were not useful included too long, jargon heavy and too high level
- Three quarters of survey respondents and webinar participants stated that the gas and electricity strategies should be more closely aligned. For those that provided a reason why, 23% said to enable a whole energy system approach, 15% to enable decarbonisation and 8% to be more cost effective
- One quarter felt they should not be aligned. The main reasons provided were that the two sectors are too different (11%) and that gas supply will need to be minimised (10%)

## Regen's recommendations

- Revised strategies to be shorter, more concise and promoted widely
- Gas and electricity strategies to be closely aligned to enable a whole energy system approach to decarbonisation



# Underlying principles and outcomes

## Findings

- The average response to the extent to which they agree with the proposed underlying principles was 4 (agree) with only 5% disagreeing with them
- When asked if there were any principles missing, 56% said yes
- The most frequent response (33%) to what are the missing principles was decarbonisation and the need to contribute to meeting the net zero target. Supporting decentralisation and enabling transformational change (both 11%) were also frequently stated. The comments made about deployment, third party collaboration and customer centricity built on the existing proposed principles

## Regen's recommendations

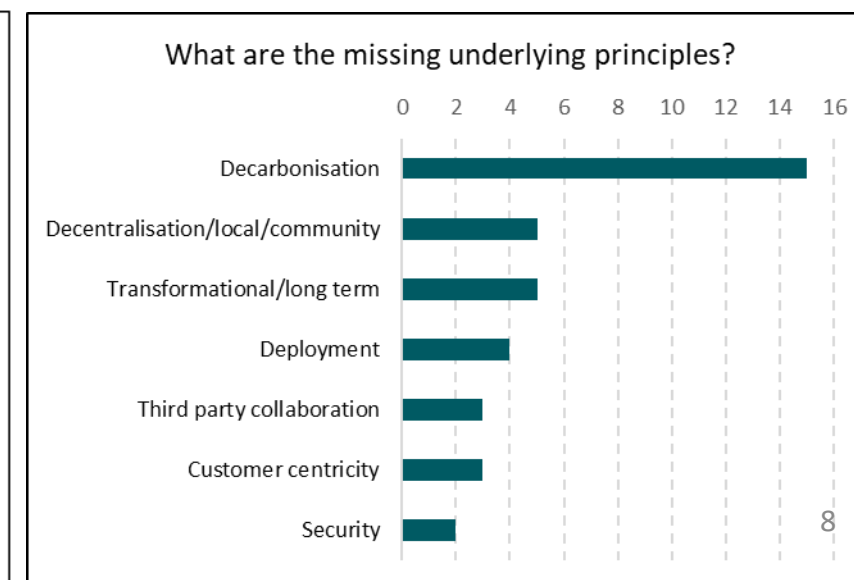
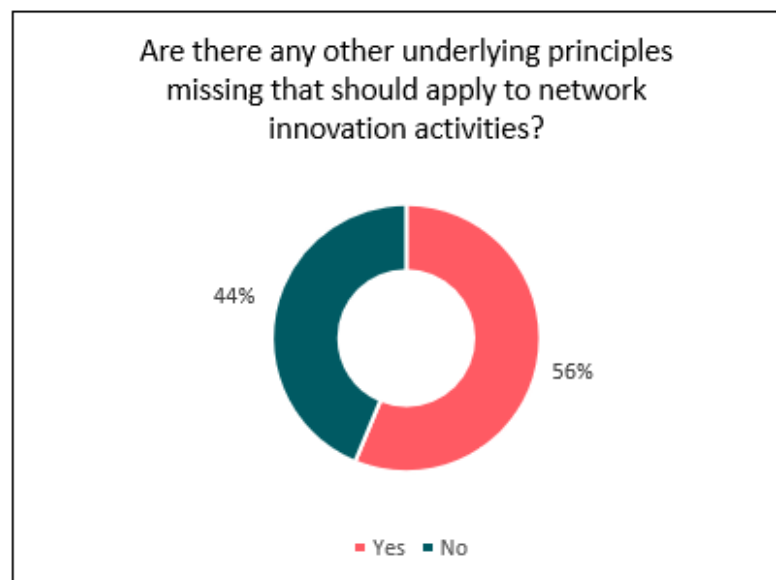
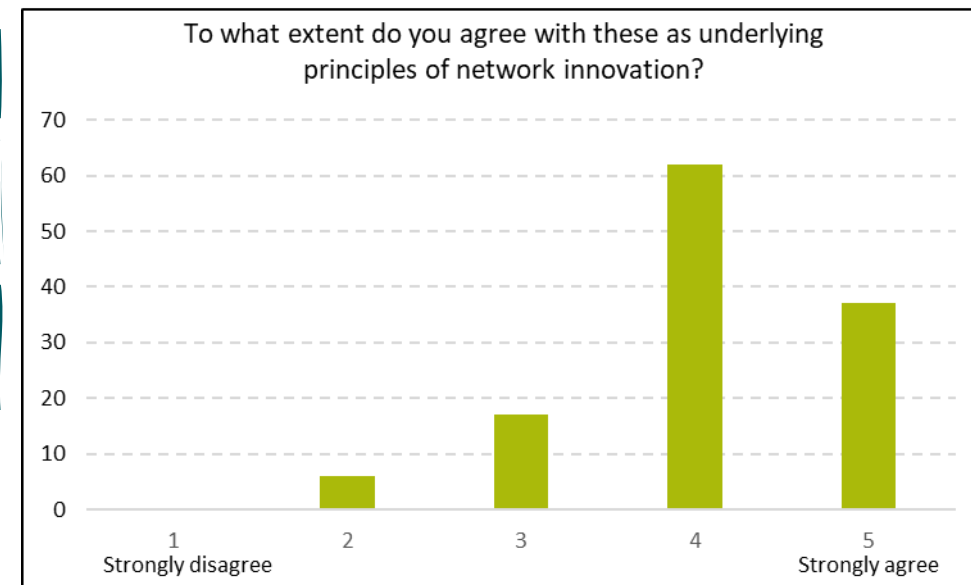
- To keep the proposed underlying principles and outcomes and to not introduce additional ones. Decarbonisation will not necessarily be applicable to all network innovation, e.g. to improve safety or resilience. However, it can be incorporated as a key element of 'customer benefit' and will feature as a theme
- To incorporate feedback on what is missing around decentralisation, transformational change, deployment, third party collaboration and customer focus into existing principles

**Customer benefit:** Provide benefit to customers, consumers and users of the network.

**Collaboration:** Provide shared learning and increase collaboration between networks, the wider energy sector and beyond.

**Data and outputs:** The findings of network innovation activity to be made available to all in a consistent and accessible format.

**Scale-up and roll-out:** Take viable initiatives forward to business-as-usual and to identify the best method to scale-up or roll-out the relevant practices, products or approaches.





# Proposed themes

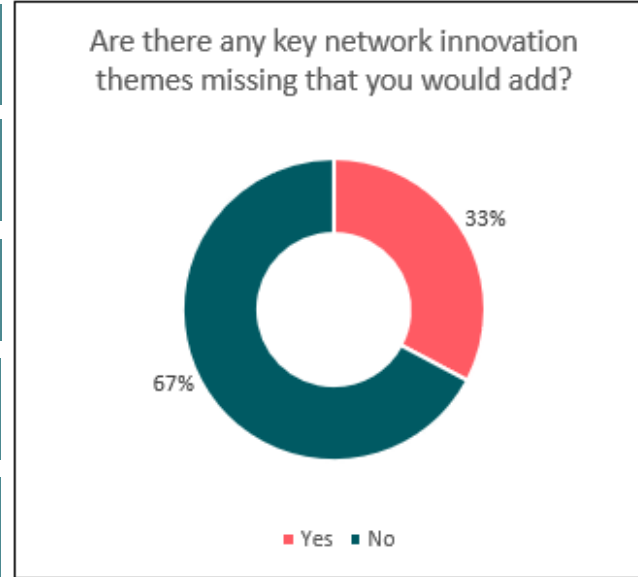
## Findings

- Two thirds (67%) stated that there were no missing themes that they would add
- Of the 33% of respondents that identified missing themes, only four topic areas were identified by more than one respondent: variations on net zero; local energy systems; customer focus; and future proofing
- There was a general agreement that each of the proposed themes were the right ones. Net zero had the strongest support with 98% of respondents agreeing it is a key theme.
- Net zero had the highest importance rating of 4.7 out of 5, with the other four themes receiving similar ratings between 3.6-3.8

## Regen's recommendations

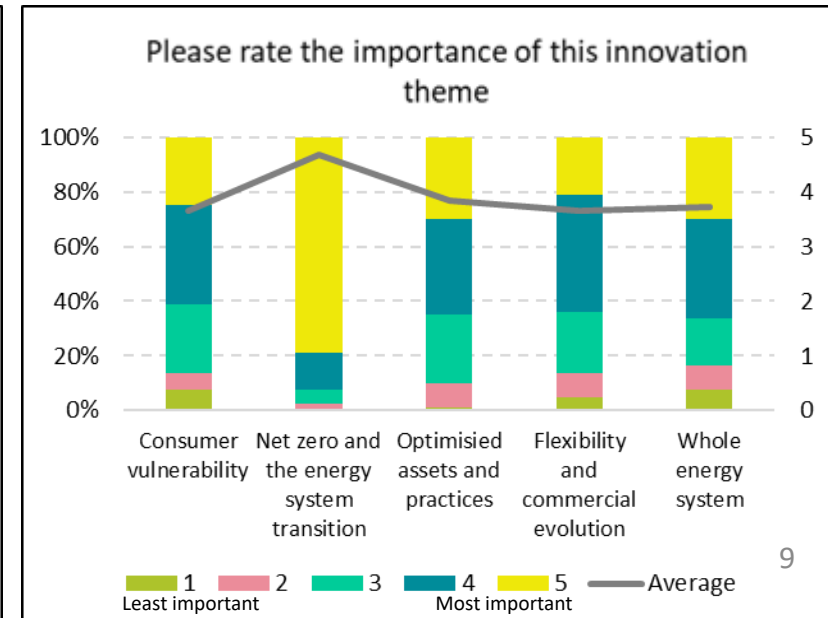
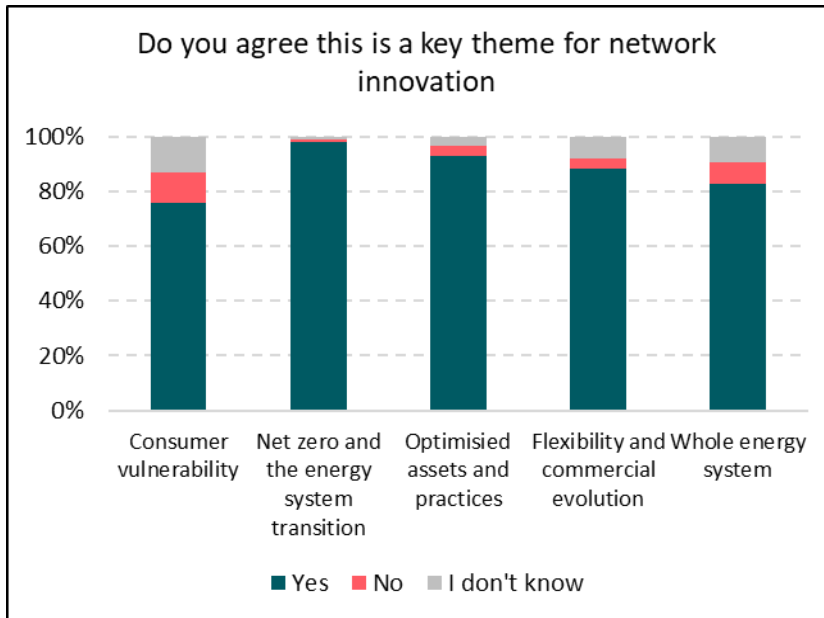
- There is general agreement that the themes are the right ones
- Incorporate comments on missing themes into the descriptions of existing themes and principles where relevant. Consider how to include local energy systems, which doesn't obviously sit anywhere

- Consumer vulnerability
- Net zero and the energy system transition
- Optimised assets and practices
- Flexibility and commercial evolution
- Whole energy system



What innovation themes would you add?

Variations on net zero	5
Local energy systems	3
Customer focus	2
Future proofing	2
Regional planning	1
Energy justice	1
Safety	1
Electrification	1
Disruptive technologies	1
Hydropower	1
Digitalisation	1
Environmental management	1
Network operability	1
Energy security	1



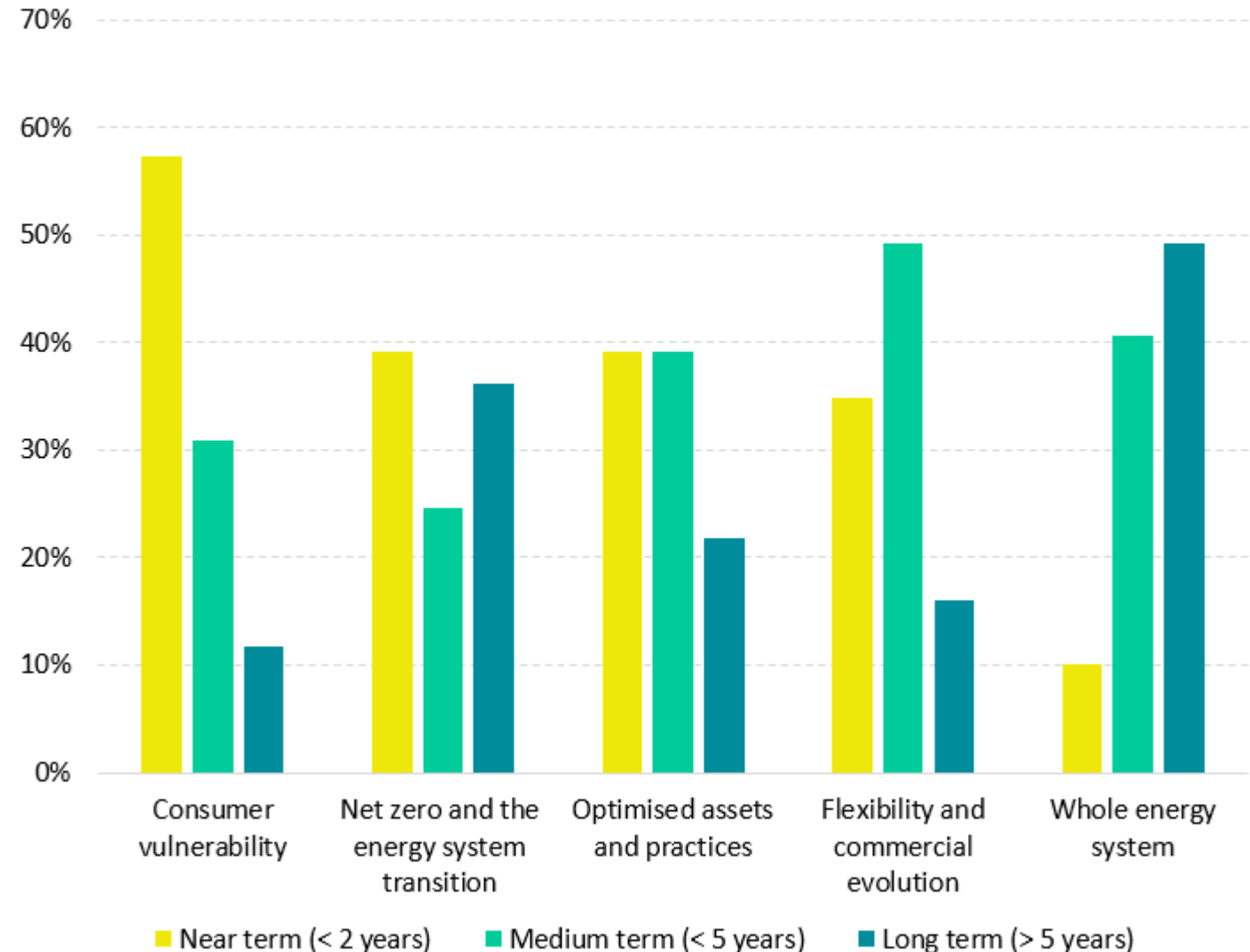
## Findings

- 86% of survey respondents stated that it was useful to know whether the timeframes for innovation themes are short, medium or long term
- When asked what the timeframes should be for each theme, there were varying views, particularly with net zero and the energy system transition and optimised assets and practices
- There was general agreement that consumer vulnerability was a near term challenge, flexibility and commercial evolution was medium term and whole energy system was longer term

## Regen's recommendations

- Present near-term priorities and longer-term ambitions for every theme, rather than try to categorise them as near, medium or long term. This aims to meet the stakeholders' need for having more information about urgency and removes the need to reach a consensus on what the timeframe should be.

## Innovation timescales



# Theme 1: Consumer vulnerability

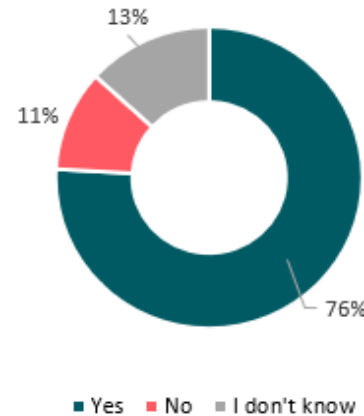
## Findings

- 76% of respondents agree that consumer vulnerability should be a key theme due to society's responsibility to protect those that are vulnerable now, those that may become vulnerable as our energy system changes and to maintain a customer focus
- 11% disagreed with consumer vulnerability being a key theme, mainly due to respondents stating that it should not be a focus area for network companies as it is seen to be the responsibility of other organisations. It was also questioned whether it is an outcome rather than a theme for innovation activity
- 23% disagreed with the definition. The suggestions for improving it included writing it in more 'human language', focusing on inclusivity rather than the vulnerable and including future consumers
- It received an average importance ranking of 3.6 out of 5.

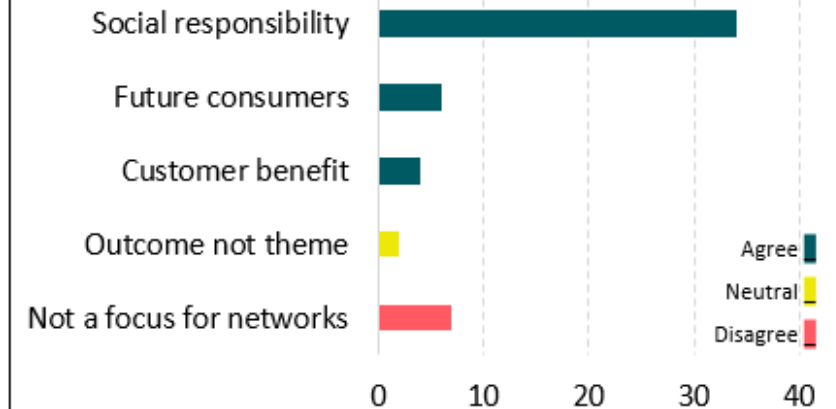
## Regen's recommendations

- Keep consumer vulnerability as a key theme and incorporate feedback into the description, particularly on widening it to inclusivity

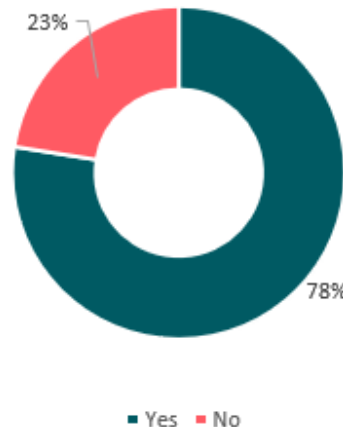
Do you agree that consumer vulnerability is a key theme for network innovation?



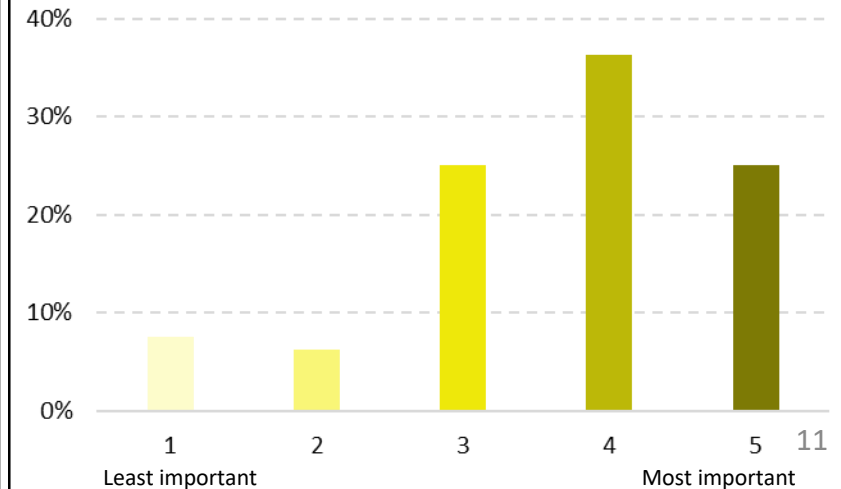
Reasons why agree/disagree with consumer vulnerability being a theme



Do you agree with how we have defined the consumer vulnerability theme?



Please rank the importance of the consumer vulnerability theme



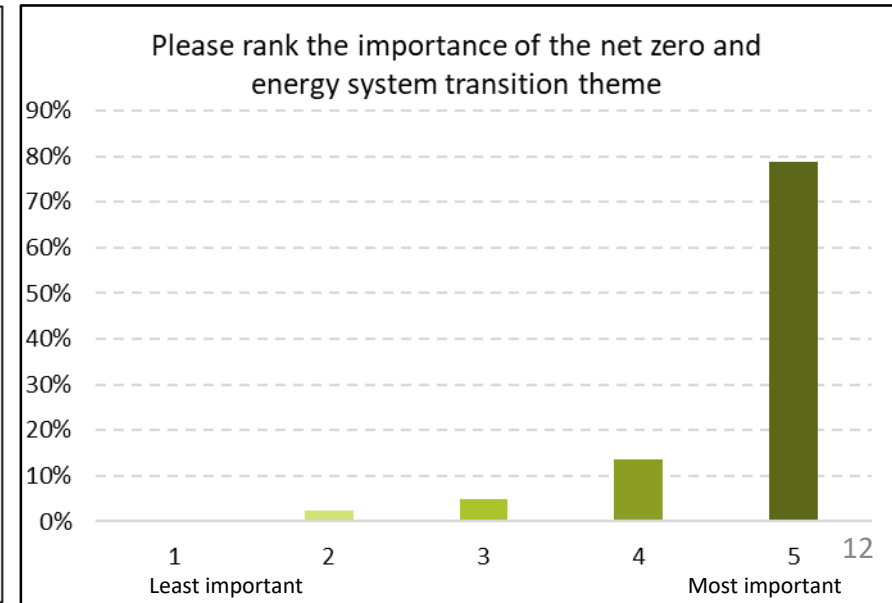
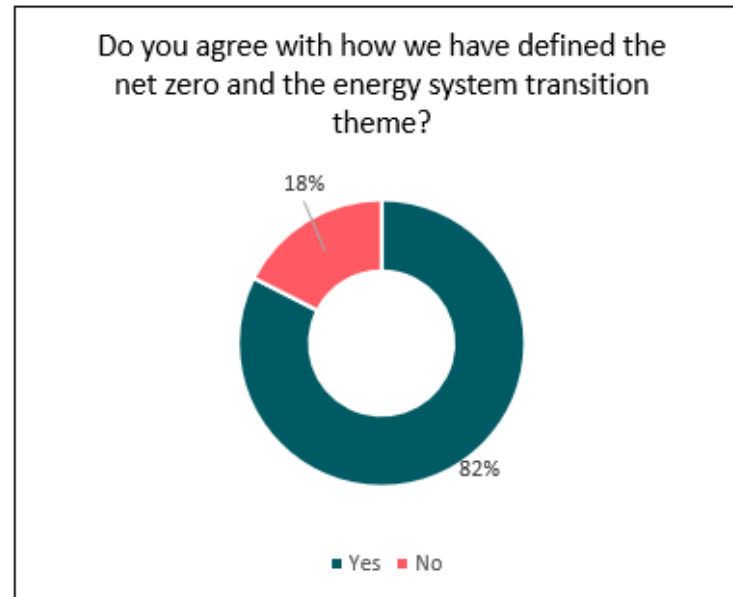
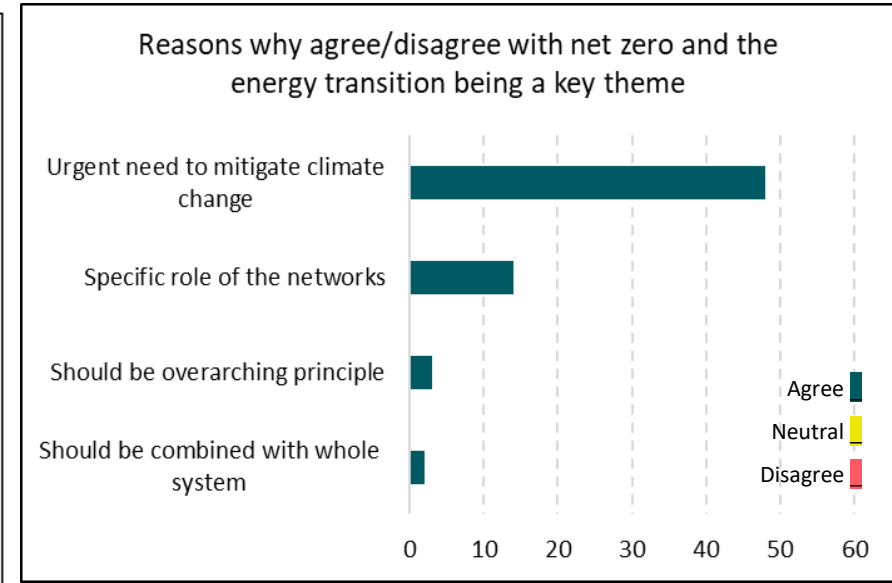
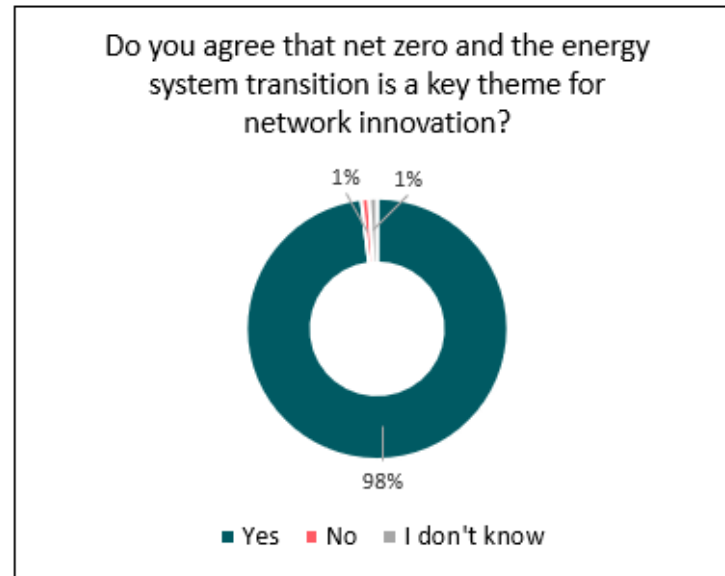
# Theme 2: Net zero and the energy transition

## Findings

- 98% agreed that net zero and the energy system transition was a key theme due to the urgent need to mitigate climate change. Many respondents also stated that they saw a specific role for the networks in facilitating the transition
- 18% disagreed with the definition provided and made suggestions to include: a timescale; sustainability and the need to avoid additional environmental impact; energy efficiency; community energy; life cycle analysis; and collaboration with non-network actors
- It received an average importance ranking of 4.7 out of 5.

## Regen's recommendations

- Keep net zero and the energy transition as a key theme



# Theme 3: Optimised assets and practices

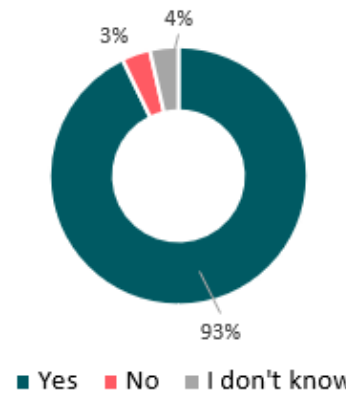
## Findings

- 93% of respondents agreed that optimised assets and practices was a key theme. This was due in the main to the opportunity to increase efficiency, enable continuous improvement and support decarbonisation
- Reasons provided for not agreeing that it was a key theme were that it should be business as usual and a part of all the innovation themes
- 16% disagreed with the definition of the theme, stating that: too much focus on assets rather than practices; change focus from developing to implementing; include a timescale; change 'state of the art' to 'world class' or 'industry leading'; and to include solutions that don't have to be novel
- It received an average importance ranking of 3.8 out of 5.

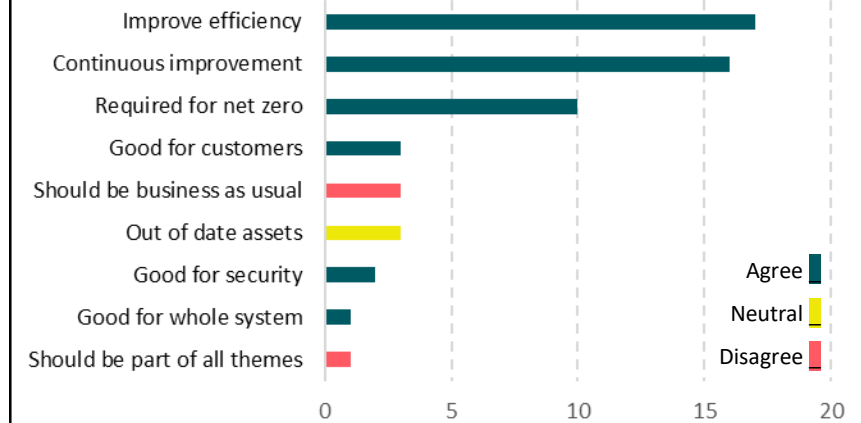
## Regen's recommendations

- Keep optimised assets and practices as a key theme, but emphasise the 'practices' element

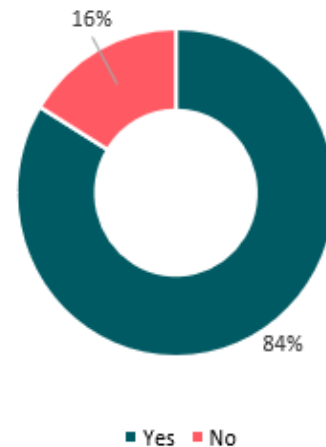
Do you agree that optimised assets and practices is a key theme for network innovation?



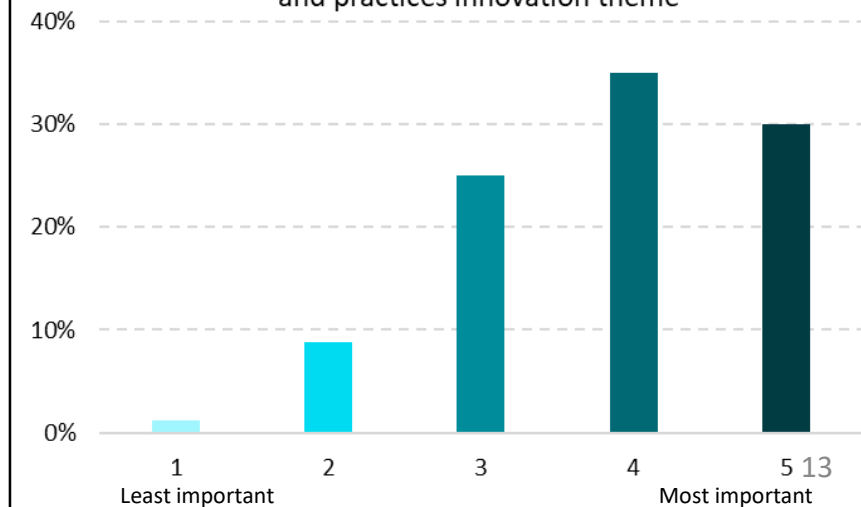
Reasons why agree/disagree with optimised assets and practices being a key theme



Do you agree with how we have defined the optimised assets and practices theme?



Please rank the importance of the optimised assets and practices innovation theme



# Theme 4: Flexibility and commercial evolution

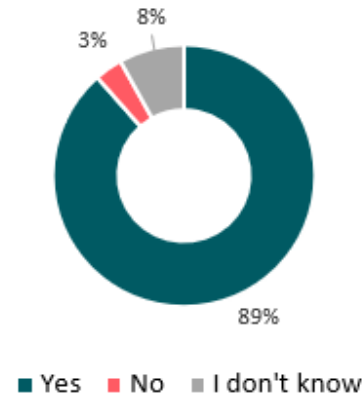
## Findings

- 89% of respondents agreed that flexibility and commercial evolution was a key theme due to its importance in delivering net zero and to enabling a smarter system for the future
- 3% disagreed with it being a key theme due to a perceived high cost and the number of existing innovation trials
- 21% disagreed with the proposed definition stating that it should include: competition; openness; transparency; sense of timescale; 'system' rather than 'network'; and a definition of 'responsiveness'. It was highlighted that commercial evolution applies to all themes, with particular overlap with 'optimised practices', and that it's a means not an end
- It received an average importance ranking of 3.7 out of 5.

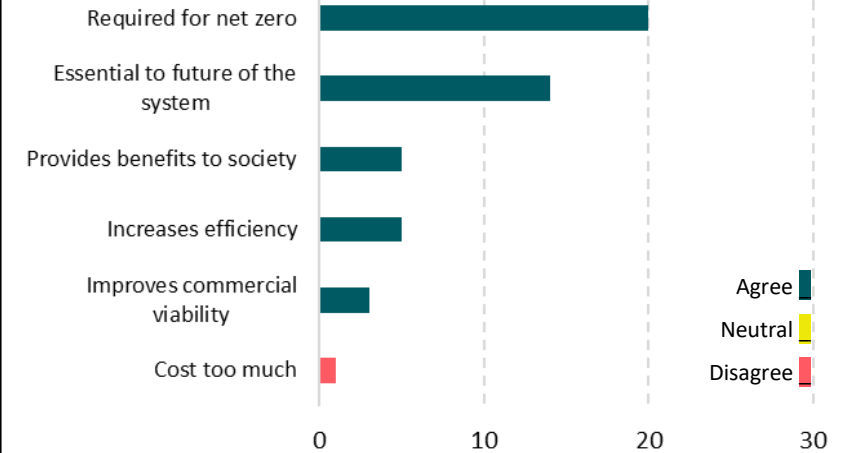
## Regen's recommendations

- Keep flexibility and commercial evolution as a key theme and expand the definition/description to incorporate feedback

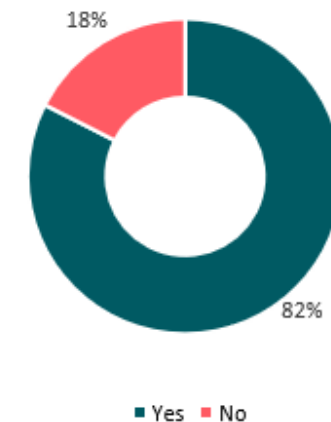
Do you agree that flexibility and commercial evolution is a key theme for network innovation?



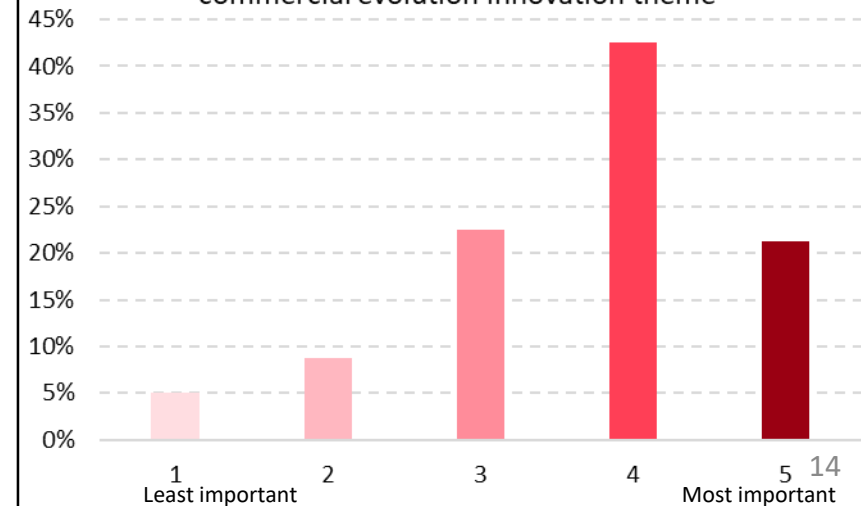
Reasons why agree/disagree with flexibility and commercial evolution being a key theme



Do you agree with how we have defined the flexibility and commercial evolution theme?



Please rank the importance of the flexibility and commercial evolution innovation theme



# Theme 5: Whole energy system

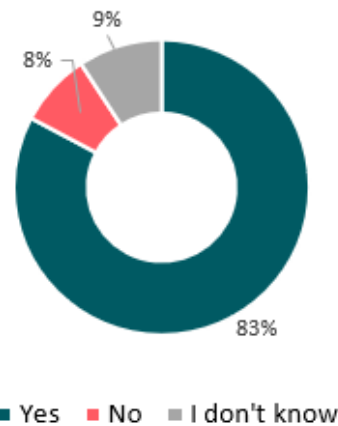
## Findings

- 83% agreed that whole energy system was a key theme stating the need for a holistic approach, that the energy system is interrelated and a joined up approach is essential for delivering net zero
- 8% disagreed with the definition either because they felt gas and electricity were too different and required a different approach, or that gas was no longer relevant
- 25% disagreed with the definition with suggestions to improve it, including:
  - Widen from gas and electricity to include transport, heat, hydrogen, buildings, cities etc.
  - Include joined up approaches between distribution and transmission
  - 'Exploring' was seen to be weak. Change to 'enabling'
  - Question whether gas was relevant in the long term
  - Include: forecasting; distributed energy resources (DERs); design; construction; data and model exchange; and decarbonisation
- It received an average importance ranking of 3.7 out of 5.

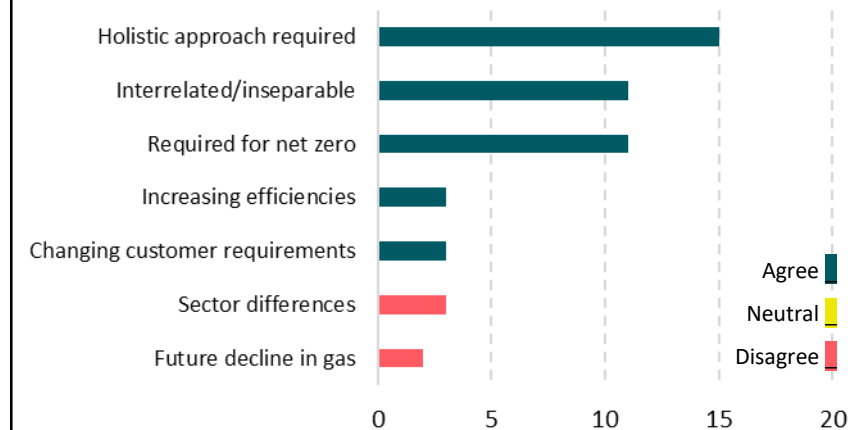
## Regen's recommendations

- Keep whole energy system as a key theme but revise the definition to include transport and heat and the description to reflect other feedback

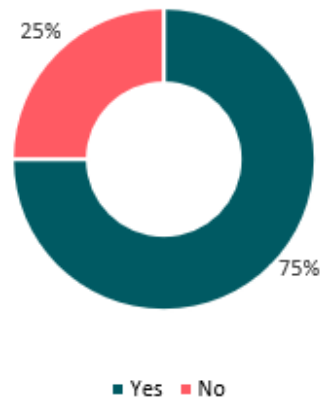
Do you agree that whole energy system is a key theme for network innovation?



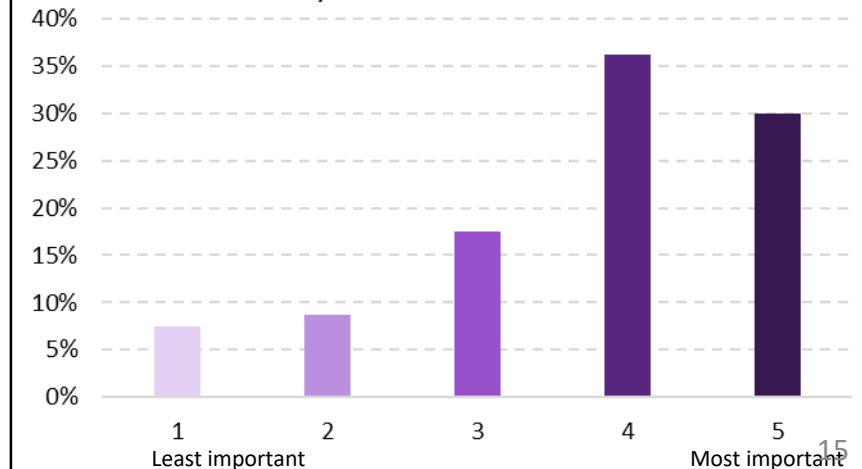
Reasons why agree/disagree with whole energy system being a key theme



Do you agree with how we have defined the whole energy system theme?



Please rank the importance of the whole energy system innovation theme

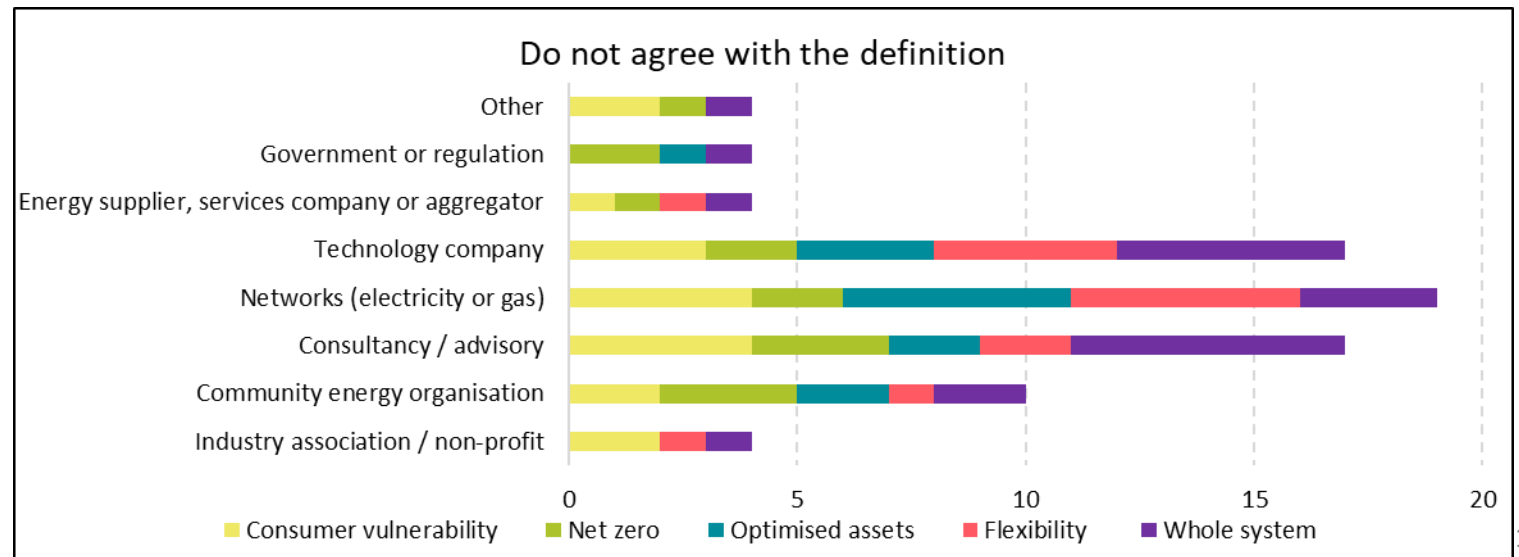
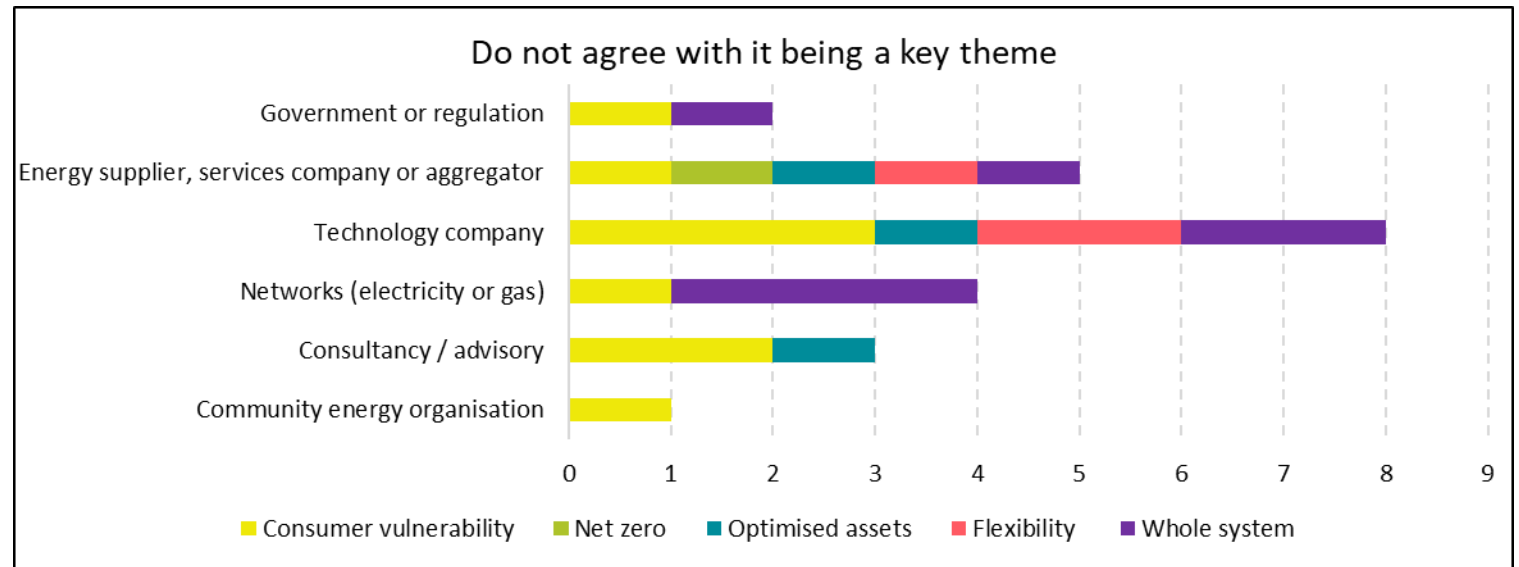


## Findings

- The technology companies, consultancies and network companies disagreed with the proposed themes more than the other sectors
- The consumer vulnerability and whole energy system themes received the most challenge

## Regen's recommendations

- Ensure that we have good representation from the networks, consultancies and tech companies at the stakeholder workshops



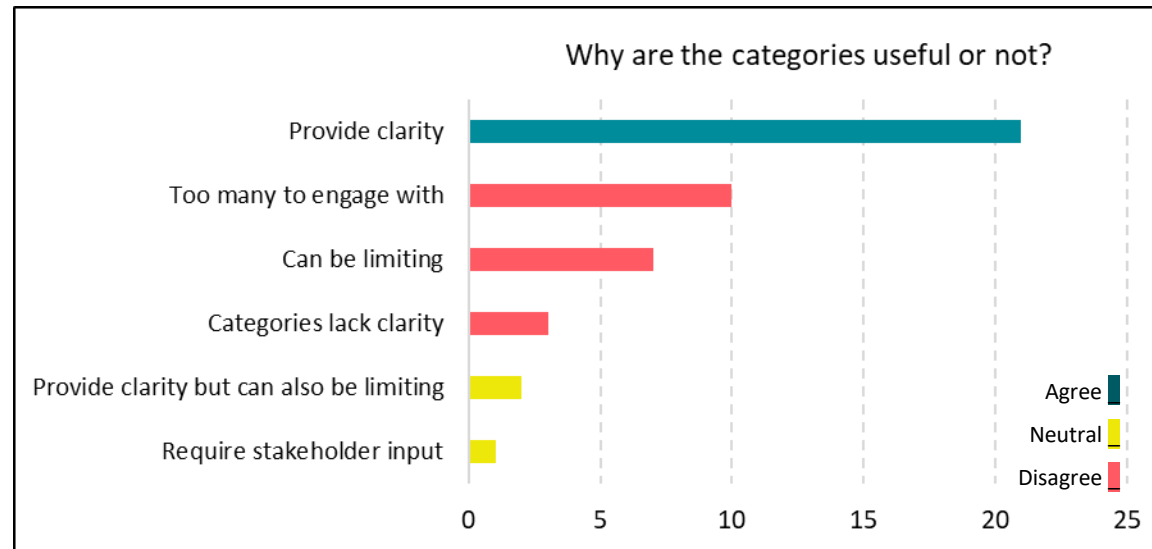
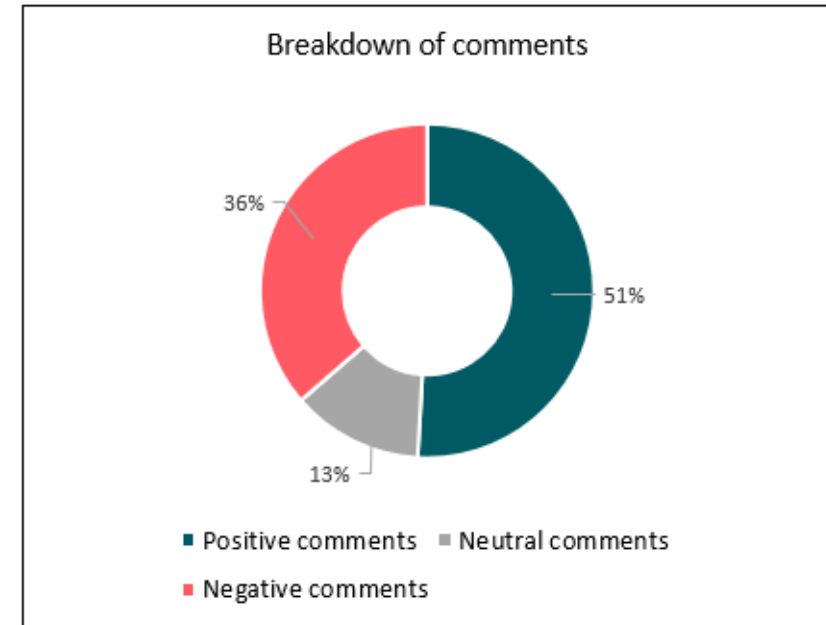
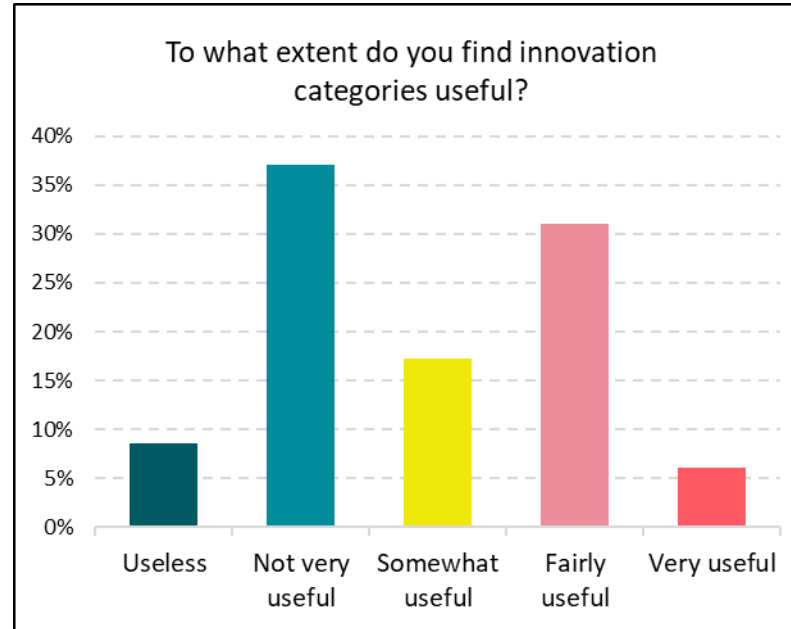


## Findings

- When asked to what extent they found the innovation categories useful on a scale from 1 (useless) to 5 (very useful), the average score was 2.79, i.e. not particularly useful
- For those that provided comments (survey respondents only), over half stated that they provided clarity, structure and guidance
- The neutral comments included that the categories can provide clarity at the same time as being limiting. They also require input from stakeholders to ensure they are the right ones
- The negative comments included that there were too many categories, that they can limit the scope of ideas coming forward and that they can lack clarity

## Regen's recommendations

- The 103 existing challenge categories are retired and the top three 'focus areas' are identified for each theme for each strategy using the stakeholder workshops



# Appendix 1: Full list of respondents

ABB	DEPSYS	i4 Asset Management Ltd	Regen	Welsh Govt
ADBA	Dorset Community Action	IBM	Rina Consulting	Wenceslas
AECOM	Easy Smart Grid GmbH	Immersa Limited	Royal Borough of Windsor and Maidenhead	Wivey Action
Aggreko	Eclipse Power	Incoteco (Denmark) ApS	RS Renewables Ltd	WWU
Arenko	EDF Renewables	Innogy Renewables	RWE	Yas Engineering Solutions Ltd
Arup	Electricity North West	JRC	SGN	Yealm Community Energy
Aura Power	Electricity Storage Network	Kelvatek	Sharenergy	zlc energy
BC&JMDOWNEY	Electron	Kent County Council	Sheffield Uni	
Biotrans Pole Sleeves	Element Energy	Koron Industries 1991 Ltd.	Shell Energy	Companies that stated that they had not been involved in network innovation activities but would like to be in the future are highlighted
Blaenau Gwent	ENA	LBS	SLR Consulting	
BMT	Energy Innovation Centre	Local Energy Scotland	Smarter Grid Solutions	
Bouygues Energy Services	Engie	LoHydroGen Limited	Smartest Energy	
Bright Renewables	Entergy	Lone Inventor of new SEA~RYSER & SEARASER	Smith Institute	
Burohappold	ES Catapult	Low Carbon Gordano	Somerset County Council	
Cadent Gas	Essex County Council	Low Carbon Hub	South Hams District Council	
Cambridgeshire Council	Freelance science and environment journalist, The Walnut Bureau	Manufacturing Technology Centre	South Hill Association for Renewable Energy	
Capula Limited	GE	MMUni	South West Water	
CCSA	Gemserv	MVV Energie	Spaceship	
Centrica plc	Geyser Thermal Energy Ltd	National Energy Action	SSEN	
Ceredigion County Council	Gloucestershire Community Energy Co-op	National Grid Gas Transmission	Storelectric Ltd	
CGI	Grand Union Community Energy Ltd.	National HVDC Centre, SSE	Swanbarton	
Client Earth	Greater London Authority	Transmission	SYZYG	
Community Energy England	Grimsey Marine Technology Ltd	Nortech	Tamar Energy Community	
Community Energy Scotland	GWENT ENERGY CIC	Norwich County Council	TNEI	
CooperWalsh	Harbrough Energy Ltd	Nova	Two Valleys Community Energy	
Cyient	Harmony Energy Storage Ltd	OrxaGrid	Various! inc Facilitating the Future	
D&G Electrical services (UK) Ltd	Hitachi	PENSPEN	Wales & West Utilities	
DECCC		Q-Bot		
Delta EE				

## What else could we do to engage companies and people in network innovation?

### Communications and engagement activities

- Presentations at existing events
- Through trade associations
- Tailoring information such as webpages, webinars and guides to different audiences
- Highlight the closedown reports and provide summaries in a list with links
- Workshops bringing DNO and market innovation companies together every 6 months
- Fortnightly newsletter
- Liaise directly with innovative companies
- Free nationwide roadshow
- Webinars
- Explaining without jargon is useful in terms of wider engagement
- Social media
- Videos
- Customers need to be included in target audience
- Maintain the ENA website with regular feeds and updates
- Topic based stakeholder engagement and managed dissemination activities
- Free-form challenge based, 'hackathon' type workshops
- National television
- Search engine optimisation
- Concentrate on people and organisations that can help with the transition
- More representation by the ENA at DNO events
- Deep dive forums
- Smarter networks portal not is not accessible.

### Third party collaboration on projects

- Produce an guide to network innovation
- Seed funding to help community energy organisations come up with innovation ideas
- Explain how the current system works
- Innovation hubs are now prevalent in many US utility companies
- Establishing a peer network
- Working towards ISO standards for innovation
- More transparency on how projects go from theory to reality under the current policies
- Guidance and assistance to navigate the complex set of organisations and funding mechanisms
- More investment in community development to access those who are more vulnerable in society
- Invest more in the uptake of new technologies
- Assist start-ups in becoming NIA ready
- Publication of the innovations that turned into BAU, and number of projects completed as BAU, this might incentivise more companies to be more actively involved
- A consistent process applicable to all DNOs that they will evaluate proposals submitted and let companies know if to be considered or not and why
- Greater clarity on how ideas can be submitted – sometimes there isn't a platform
- Structured portals
- Focused innovation calls
- More localised energy system involving local people
- Need for funded personnel to drive the shared learning.



 : Bradninch Court, Castle Street, Exeter, EX4 3PL  
 : 01392 494 399

10 January 2020